

www.microtech.ro

Lista de preturi Camere CCTV


Camere Box

Foto	Model	Stoc	Color CCD Chip	Pret RON cu TVA	Descriere
	BSB82		1/4" SHARP 420 TVL	125	Standard Box Camera Microfon incorporat
	BSB32		1/3" SONY 420 TVL	156	Lentile C/CS Iris Control: Video / DC Drive
	BSB35		1/3" SONY 480 TVL	198	DC12V sau AC 24V Tensiune dubla Greutate: 0.65Kg
	BSB36		1/3" SHARP 500 TVL	198	
	BSB38		1/3" SONY 540 TVL	244	
	BSA-82		1/4" SHARP 420 TVL	125	Standard Box Camera
	BSA-32		1/3" SONY 420 TVL	156	Lens Mount: C/CS Lens
	BSA-35		1/3" SONY 480 TVL	198	Iris Control: Video / DC Drive
	BSA-36		1/3" SHARP 500 TVL	198	DC12V voltage Weight: 0.5Kg
	BSA-38		1/3" SONY 540 TVL	244	
	BSE-82		1/4" SHARP 420 TVL	134	Standard Box Camera
	BSE-32		1/3" SONY 420 TVL	167	Lens Mount: C/CS Lens
	BSE-35		1/3" SONY 480 TVL	202	Iris Control: Video / DC Drive
	BSE-36		1/3" SHARP 500 TVL	202	DC12V voltage Weight: 0.5Kg
	BSE-38		1/3" SONY 540 TVL	248	
	BLD-38		1/3" SONY 540TVL LOW Illumination	424	Min.Illumination: 0.001Lux (SenseUP Mode) Lens Mount: C/CS Lens Iris Control: Video / DC Drive S/N Ratio ≥ 60db Weight: 0.5Kg
	BSK-82		1/4" SHARP 420 TVL	110	Style Box Camera,2010 New Design EE/AI Exposure Mode Switchable
	BSK-32		1/3" SONY 420 TVL	147	Backlight Compersation On/Off Auto White Balance
	BSK-38		1/3" SONY 540 TVL	226	AGC Control Switchable Weight: 0.5kg
	ZA-27X		1/4" SONY 420 TVL	293	27X optical zoom lens RS485 Control
	ZA-27HX		1/4" SONY 480 TVL	404	F1.6 to F3.7, f=3.6 to 97.2mm Weight:0.5kg
	ZB-27X		1/4" SONY 420 TVL	300	27X optical zoom lens Style Hosuing RS485 Control
	ZB-27HX		1/4" SONY 480 TVL	412	F1.6 to F3.7, f=3.6 to 97.2mm Weight:0.5g

Camere Waterproof Varifocale IR

Foto	Model	stoc	Color CCD Chip	Pret RON cu TVA	Descriere
	VI30-82	stoc	1/4" SHARP 420 TVL	185	Incorporate 36 IR-LED de 5mm
	VI3032		1/3" SONY 420 TVL	213	Distanta de iluminare 30M
	VI3035		1/3" SONY 480 TVL	221	Incorporata lentila varifocala zoom manual 4-9mm
	VI3036		1/3" SHARP 500TVL	246	Rezistenta la apa:IP66; Greutate: 1.4Kg
	VI3038		1/3" SONY 540TVL	255	
	LIT40EHF	stoc	Color 1/4" SHARP RJ2421FA CCD,420 TV Lines Low Illumination	188	Weatherproof IR camera IR LED: 5X36PCS IR LED working distance: 30M Water resistance: IP66 Cable built-in bracket Lens: 4-9mm Manual Zoom Lens 2.8-10mm Manual Zoom Lens optional (add USD3) DC12V/AC24V double voltage add USD4 Dimension:200(W)x171(H)x83(D)mm Weight:1.3Kg
	LIT40ESL		Color 1/3" SONY ICX633BK CCD, 420TV Lines Low Illumination	207	
	LIT40ESHL		Color 1/3" SONY ICX639BK CCD, 540TV Lines Low Illumination	255	
	LIT40ESHD		Color 1/3" SONY ICX639BK CCD, 600TV Lines Low Illumination, DWDR, OSD	315	
	LIT40ESHE		Color 1/3" SONY ICX673AK CCD,700TV Lines Low Illumination, Effio, ATR, OSD, NR	381	
	VI50-32		1/3" SONY 420 TVL	238	36 pcs 8mm IR-LED, IR Range 50M 4-9mm Lens (2.8-12mm is Optional) Water resistance:IP66; Weight: 1.6Kg
	VI50-38		1/3" SONY 540TVL	296	
	VI80-32		1/3" SONY 420 TVL	427	12 pcs 10mm Powerful IR-LED Illuminate Distance 80M 9-22mm Lens outside adjusting Water resistance:IP66; Weight:2.5Kg
	VI80-38		1/3" SONY 540 TVL	496	
	VI30T-32		1/3" SONY 420 TVL	207	42 pcs 5mm IR-LED Illuminate Distance 35M Style Black-Grey color Hidden Cable Bracket Design 4-9mm Zoom Lens Outside Adjusting Water resistance:IP66; Weight:1.4Kg
	VI30T-35		1/3" SONY 480TVL	246	
	VI30T-36		1/3" SHARP 500TVL	246	
	VI30T-38		1/3" SONY 540TVL	233	
	LIA40EHF	stoc	Color 1/4" SHARP RJ2421FA CCD,420 TV Lines Low Illumination	196	Weatherproof IR camera IR LED: 5X42PCS IR LED working distance: 40M Water resistance: IP66 Cable built-in bracket Lens: 4-9mm Manual Zoom Lens optional DC12V/AC24V double voltage Dimension: 200(W)x171(H)x83(D)mm Weight:1.3Kg
	LIA40ESL		Color 1/3" SONY ICX633BK CCD, 420TV Lines Low Illumination	218	
	LIA40ESHL		Color 1/3" SONY ICX639BK CCD, 540TV Lines Low Illumination	233	
	LIA40ESHD		Color 1/3" SONY ICX639BK CCD, 600TV Lines Low Illumination, DWDR, OSD	320	
	LIA40ESHE		Color 1/3" SONY ICX673AK CCD,700TV Lines Low Illumination, Effio, ATR, OSD, NR	386	

	VI50T-32	stoc	1/3" SONY 420 TVL	234	72 pcs 5mm IR-LED Illuminate Distance 50M Style Black-Grey color Hidden Cable Bracket Design 4-9mm Zoom Lens Outside Adjusting Water resistance:IP66; Weight:1.6Kg
	VI50T-35		1/3" SONY 480 TVL	246	
	VI50T-36		1/3" SHARP 500 TVL	273	
	VI50T-38		1/3" SONY 540 TVL	275	
	LIA90EHF	stoc	Color 1/4" SHARP RJ2421FA CCD,420 TV Lines Low Illumination	216	Weatherproof IR camera
	LIA90ESL		Color 1/3" SONY ICX633BK CCD, 420TV Lines Low Illumination	242	IR LED: € 5X72PCS IR LED working distance: 60M
	LIA90ESHL		Color 1/3" SONY ICX639BK CCD, 540TV Lines Low Illumination	258	Water resistance: IP66 Cable built-in bracket
	LIA90ESHD		Color 1/3" SONY ICX639BK CCD, 600TV Lines Low Illumination, DWDR, OSD	340	Lens: 4-9mm Manual Zoom Lens
	LIA90ESHE		Color 1/3" SONY ICX673AK CCD,700TV Lines Low Illumination, Effio, ATR, OSD, NR	404	2.8-10mm Manual Zoom Lens optional
	LIED50SL	stoc	Color 1/3" SONY ICX633BK CCD, 420TV Lines Low Illumination	365	Weatherproof IR camera with 3-Axis Bracket IR LED: € 5X65PCS IR LED working distance: 50M Water resistance: IP66 Cable built-in bracket Lens: 2.8-12mm Manual Zoom Lens Dimension:310(W)x200(H)x148(D)mm Weight:1.6Kg
	LIED50SHL		Color 1/3" SONY ICX639BK CCD, 540TV Lines Low Illumination	430	
	LIED50SHD		Color 1/3" SONY ICX639BK CCD, 600TV Lines Low Illumination, DWDR, OSD	465	
	VI30B-82	stoc	1/4" SHARP 420 TVL	188	Incorporate 36 IR-LED de 5mm Distanta de iluminare 30M Incorporata lentila varifocala zoom manual 4- 9mm Suport cu 3-axe / Design pt cablu ascuns Rezistenta la apa:IP66; Greutate: 1.3Kg
	VI30B-32		1/3" SONY 420 TVL	238	
	VI30B-38		1/3" SONY 540TVL	280	
	VI50B-32	stoc	1/3" SONY 420 TVL	234	36 pcs € 8mm IR-LED, IR Range 50M Built-in 4-9mm Manual Zoom Lens(2.8- 12mm is Optional) Water resistance:IP66; Weight: 1.6Kg
	VI50B-38		1/3" SONY 540TVL	300	
	LPDRHF	stoc	Color 1/4" SHARP RJ2421FA CCD,420 TV Lines Low Illumination	246	Vandalproof Outdoor Dome Camera Outdoor design, Water resistance: IP66 3-Axis bracket built-in Lens: 4-9mm Manual Zoom Lens 2.8-10mm Manual Zoom Lens optional (add USD3) Size: Ø138x212mm Weight: 2.5Kg
	LPDRSL		Color 1/3" SONY ICX633BK CCD, 420TV Lines Low Illumination	278	
	VI30C-32	stoc	1/3" SONY 420 TVL	327	42 pcs 5mm IR-LED, IR Range 35M 3-Axis Bracket, Hidden Cable Design 4-9mm Lens Outside Adjusting Water resistance:IP66; Weight:1.2Kg
	VI30C-38		1/3" SONY 540 TVL	392	
	VI30K-32	stoc	1/3" SONY 420 TVL	216	3-Axis & Hidden Cable bracket 42pcs of 5 IR leds, IR Range 35M 4-9mm Lens, Ouside Adjusting Water resistance:IP66; Weight: 1.4Kg
	VI30K-38		1/3" SONY 540TVL	280	
	VI50K-32	stoc	1/3" SONY 420 TVL	242	3-Axis & Hidden Cable Bracket 72pcs of 5 IR leds, IR Range 50M 4-9mm Lens, Ouside Adjusting Water resistance:IP66; Weight: 1.6Kg
	VI50K-38		1/3" SONY 540 TVL	311	






	IC5036	1/3" SHARP 500 TVL	577	Incorporat meniu multilingvist OSD 30 IR-LED de 8mm, Distanta IR 50M Lentila varifocala auto iris 9-22mm Incorporata protectie impotriva caldurii excesive si a tunetelor Weather Proof, IP66; Greutate: 3.2kg
	IC5038	1/3" SONY 540TVL	626	

Camere Standard Waterproof IR

Foto	Model	Color CCD Chip	Pret RON cu TVA	Descriere
	IC50B33	1/3" SONY 420 TVL 0.01Lux Low illuminate	226	30 IR-LED de 8mm Distanta IR 50M Lentile CS 8mm (12mm,16mm optional) Rezistenta la apa:IP66; Greutate: 3Kg
	IC50B38 CU LENTILA DE 8MM	1/3" SONY 540TVL	280	
	VP50T-32	1/3" SONY 420 TVL	262	IR-III LED (New Generation IR Technology) Super Efficiency, IR Range 60M Style Housing Design 8,12,16MM Lens is Optional Weight:1.6kg
	VP50T-38	1/3" SONY 540 TVL	327	
	VP100-32	1/3" SONY 420 TVL	469	2PCS IR-III Big Power LED IR Distance 100M Built-in 16mm Lens
	VP100-27X	1/4 SONY 27X Zoom RS485 Control	622	Built-In 27X Zoom Camera RS485 Control Weight: 2.5kg
	SK50-31	1/3" SHARP 420TVL	165	30 pcs 8mm IR-LED IR Range 50M Style Housing Design Built-in 8mm CS Lens Water resistance:IP66; Weight:1.4Kg
	SK50-32	1/3" SONY 420 TVL	188	
	SK50-35	1/3" SONY 480 TVL	223	
	SK50-36	1/3" SHARP 500 TVL	223	
	SK50-38	1/3" SONY 540TVL	262	
	SK30-31	1/3" SHARP 420TVL	143	36 pcs 5mm IR-LED IR Range 30M Style Housing Design Built-in 6 mm Board Lens Water resistance:IP66; Weight:0.8Kg
	SK30-32	1/3" SONY 420 TVL	165	
	SK30-35	1/3" SONY 480 TVL	196	
	SK30-36	1/3" SHARP 500 TVL	196	
	SK30-38	1/3" SONY 540TVL	234	
	SK20-31	1/3" SHARP 420TVL	130	24 pcs 5mm IR-LED IR Range 20M Style Housing Design Built-in 3.6 mm Board Lens Water resistance:IP66; Weight:0.6Kg
	SK20-32	1/3" SONY 420 TVL	157	
	SK20-35	1/3" SONY 480 TVL	188	
	SK20-36	1/3" SHARP 500 TVL	188	
	SK20-38	1/3" SONY 540TVL	231	
	SI60B-82	1/4" SHARP 420 TVL	135	Built-in 30 pcs 8mm IR-LED Illuminate Distance 50M Built-in 8 mm Board Lens Water resistance:IP66; Weight: 1.1Kg
	SI60B-32	1/3" SONY 420 TVL	161	
	SI60B-35	1/3" SONY 480TVL	192	
	SI60B-36	1/3" SHARP 500TVL	192	
	SI60B-38	1/3" SONY 540TVL	231	

	SI60C-82		1/4" SHARP 420 TVL	135	Built-in 30 pcs 8mm IR-LED Illuminate Distance 50M Built-in 8 mm Board Lens Water resistance:IP66; Weight: 1.1Kg
	SI60C-32		1/3" SONY 420 TVL	161	
	SI60C-35		1/3" SONY 480TVL	192	
	SI60C-36		1/3" SHARP 500TVL	192	
	SI60C-38		1/3" SONY 540TVL	231	
	SI60K-82		1/4" SHARP 420 TVL	161	Weatherproof IR Camera 32 pcs 8mm IR-LED IR Range 50M 3-Axis Bracket, Hidden cable design Built-in 8mm CS Mount Lens Water resistance:IP66; Weight:1.4Kg
	SI60K-32		1/3" SONY 420 TVL	188	
	SI60K-38		1/3" SONY 540 TVL	254	
	SI40B-82		1/4" SHARP 420 TVL	123	Built-in 48 pcs 5mm IR-LED Illuminate Distance 35M Built-in 6 mm Board Lens Water resistance:IP66; Weight: 0.9Kg
	SI40B-32		1/3" SONY 420 TVL	150	
	SI40B-35		1/3" SONY 480 TVL	181	
	SI40B-36		1/3" SHARP 500 TVL	181	
	SI40B-38		1/3" SONY 540TVL	216	
	SI30D82	stoc	1/4" SHARP 420 TVL	112	Incorporate 30 IR-LED de 5mm Distanta de iluminare 25M Incorporate lentile de 6mm Rezistenta la apa:IP66; Greutate: 0.7Kg
	SI30D32		1/3" SONY 420 TVL	143	
	SI30D35		1/3" SONY 480 TVL	188	
	SI30D36		1/3" SHARP 500TVL	174	
	SI30D38		1/3" SONY 540TVL	197	
	SI30-82		1/4" SHARP 420 TVL	130.2	30 pcs 5mm IR-LED, IR Range 25M Hedden Cable Bracket Built-in 6 mm Lens(3.6mm is optional) Water resistance:IP66; Weight: 0.85Kg
	SI30-32		1/3" SONY 420 TVL	157.48	
	SI30-35		1/3" SONY 480 TVL	188.48	
	SI30-36		1/3" SHARP 500 TVL	188.48	
	SI30-38		1/3" SONY 540TVL	226.92	
	SI30C82		1/4" SHARP 420 TVL	112	Incorporate 30 IR-LED de 5mm Distanta de iluminare 25M Incorporate lentile de 6mm Rezistenta la apa:IP66; Greutate: 0.7Kg
	SI30C32		1/3" SONY 420 TVL	143	
	SI30C35		1/3" SONY 480 TVL	177	
	SI30C36		1/3" SHARP 500 TVL	177	
	SI30C38		1/3" SONY 540TVL	207	
	SI20C82	stoc	1/4" SHARP 420 TVL	112	Incorporate 24 IR-LED Distanta de iluminare 25M Incorporate lentile de 3.6mm Rezistenta la apa:IP66;Greutate: 0.65Kg
	SI20C32		1/3" SONY 420 TVL	123	
	SI20C35		1/3"SONY 480 TVL	203	
	SI20C36		1/3" SHARP 500 TVL	203	
	SI20C38		1/3" SONY 540TVL	207	
	SI20-82		1/4" SHARP 420 TVL	123	24 pcs 5mm IR-LED, IR Range 20M Hedden Cable Bracket; 3.6 mm Lens Water resistance:IP66; Weight: 0.75Kg
	SI20-32		1/3" SONY 420 TVL	157	
	SI20-38		1/3" SONY 540TVL	216	
	LISN24HF	stoc	1/4"SHARP 420TVL Lines Low Illumination	123	Weatherproof IR camera with 3-Axis Bracket IR LED: 5x24PCS IR LED working distance: 20M Water resistance: IP66 Cable built-in bracket Lens: Board Lens 3.6mm/F2.0
	LISN24SL		1/3"SONY 420TVL Lines Low Illumination	162	
	LISN24SHL		1/3"SONY 540TVL Lines Low Illumination	202	
	LISN24SHD		1/3"SONY 600TVL Lines Low Illumination, DWDR, OSD	286	

	SI10C-82		1/4" SHARP 420 TVL	119	Built-in 12 pcs ϕ 5mm IR-LED Illuminate Distance 10M Built-in 3.6 mm Board Lens Water resistance:IP66; Weight: 0.6Kg
	SI10C-32		1/3" SONY 420 TVL	157	
	CI10T-82		1/4" SHARP 420 TVL	123	12 pcs ϕ 5mm IR-LED Illuminate Distance 10M Built-in 3.6 mm Board Lens Water resistance:IP66; Weight: 0.5Kg
	CI10T-32		1/3" SONY 420 TVL	157	
	SI100-32		1/3" SONY 420 TVL	273	12 pcs powerful IR-LED, IR Range 100M
	SI100-38		1/3" SONY 540 TVL	339	25 mm CS Lens (16mm is optional) Water resistance:IP66; Weight: 2.5 Kg
	SI100F-32	stoc	1/3" SONY 420 TVL	242	48x 8mm + 24x 5mm IR LED Illuminate Distance 100M 8 mm CS Lens (12,25mm is optional) Water resistance:IP66; Weight:1.4Kg
	SI100F-38		1/3" SONY 540 TVL	267	
	CI20K-32		1/3" SONY 420 TVL	150	3-Axis & Hidden Cable bracket 24pcs of ϕ 5 IR leds, IR Range 20M 3.6mm Lens (6mm is optional) Water resistance:IP66; Weight: 0.75Kg
	CI20K-38		1/3" SONY 540TVL	216	
	CI40-82		1/4" SHARP 420 TVL	123	48 pcs ϕ 5mm IR-LED, IR Range 35M 3-Axis Bracket; 6 mm Lens Water resistance:IP66; Weight: 0.8Kg
	CI40-32		1/3" SONY 420 TVL	150	
	CI40-38		1/3" SONY 540TVL	207	
	CI30D-82		1/4" SHARP 420 TVL	115	Incorporate 30 IR-LED de 5mm Distanta de iluminare 25M Suport cu 3-axe Design pt cablu ascuns Incorporare lentile de 6mm Rezistenta la apa:IP66 Greutate 0.75Kg
	CI30D-32		1/3" SONY 420 TVL	143	
	CI30D-35		1/3" SONY 480 TVL	174	
	CI30D-36		1/3" SHARP 500TVL	174	
	CI30D-38		1/3" SONY 540TVL	207	
	LICE36HF	stoc	1/4"SHARP 420TVL Lines Low Illumination	149	Weatherproof IR camera with 3-Axis Bracket IR LED: ϕ 5x36PCS IR LED working distance: 30M
	LICE36SL		1/3"SONY 420TVL Lines Low Illumination	180	
	LICE36SHL	stoc	1/3"SONY 540TVL Lines Low Illumination	213	Water resistance: IP66 Cable built-in bracket Lens: Board Lens 6mm/F2.0 OSD Menu controlled by cable button (standard) Dimension:153(W)x97(H)x82(D)mm Weight:700g
	LICE36SHD		1/3"SONY 600TVL Lines Low Illumination,DWDR,OSD	272	
	LICE36SHS		1/3"SONY 600TVL Lines Low Illumination, Effio-E,ATR,OSD,NR	314	
	LICE36SHE		1/3"SONY 700TVL Lines Low Illumination,ATR,OSD,N	360	
	CI20B-82		1/4" SHARP 420 TVL	104	Incorporate 24 IR-LED de 5mm Distanta de iluminare 20M Suport cu 3-axe Design pt cablu ascuns Incorporare lentile de 3.6mm Rezistenta la apa:IP66 Greutate 0.65Kg
	CI20B-32		1/3" SONY 420 TVL	130	
	CI20B-35		1/3" SONY 480 TVL	161	
	CI20B-36		1/3" SHARP 500TVL	161	
	CI20B-38		1/3" SONY 540TVL	203	
	CI20T-82		1/4" SHARP 420 TVL	130	24 pcs -5mm IR-LED IR Range 20M 3-Axis Bracket, Hidden Cable Design 3.6 mm Board Lens Weight:0.75Kg
	CI20T- 32		1/3" SONY 420 TVL	165	
	CI20T- 38		1/3" SONY 540 TVL	250	
	CI30-32	stoc	1/3" SONY 420 TVL	187	30 pcs -5mm IR-LED, IR Range 25M, 3-Axis Bracket, Hidden Cable Design, Built-in 6 mm Board Lens, Water resistance:IP66; Weight: 0.75Kg

	CI30B-32		1/3" SONY 420 TVL	188	36 pcs -5mm IR-LED, IR Range 30M,3-Axis Bracket, Hidden Cable Design,Built-in 8 mm CS Lens,Water resistance:IP66; Weight:1.2Kg
	CI30B-38		1/3" SONY 540 TVL	269	
	CT20-31		1/3" SHARP 420TVL	115	24 pcs 5mm IR-LED IR Range 20M 3-Axis Bracket, Hidden cable design Built-in 3.6 mm Board Lens Water resistance:IP66; Weight:0.6Kg
	CT20-32		1/3" SONY 420 TVL	143	
	CT20-36		1/3" SHARP 500 TVL	174	
	CT20-38		1/3" SONY 540TVL	207	
	CT30-31		1/3" SHARP 420TVL	123	30 pcs 5mm IR-LED IR Range 25M 3-Axis Bracket, Hidden cable design Built-in 3.6 mm Board Lens Water resistance:IP66; Weight:0.8Kg
	CT30-32		1/3" SONY 420 TVL	146	
	CT30-36		1/3" SHARP 500 TVL	181	
	CT30-38		1/3" SONY 540TVL	212	
	NET-113		1/3" COLOR CCD	115	380 linii, IP66, IR 21 LED, Lentila 4/4.6mm
	NET-132		1/3" SHARP COLOR CCD	\$870	0 lux 420 linii 50m IR LED Alimentare 220V Include consola Lentila 6mm

Camere Inalta Definitie

Foto	Model	stoc	Color CCD Chip	Pret RON cu TVA	Descriere
	HM35-WDR		1/3 SONY SUPER HAD II CCD 600TVL With OSD (3D-DNR,Digital WDR,HS BLC and 0.0001lux Minimum Illumination)	600	600TVL WDR mini Camera With OSD manual For ATM & souvenir shop Use Weight: 0.3Kg
	BSW-70		SONY 700TVL Solution Effio-E + 673CCD With OSD	211	700TVL Box Camera With OSD button D-DNR,BLC,MD,Privacy Zone Weight: 0.5Kg
	VI30K-70		SONY 700TVL Solution Effio-E + 673CCD With OSD	293	3-Axis & Hidden Cable bracket 42pcs of 5 IR leds, IR Range 35M 4-9mm Lens (2.8-12mm Is Optional) Water resistance:IP66; Weight: 1.4Kg
	VI50K-70		SONY 700TVL Solution Effio-E + 673CCD With OSD	361	3-Axis & Hidden Cable bracket 72pcs of 5 IR leds, IR Range 50M 4-9mm Lens (2.8-12mm Is Optional) Water resistance:IP66; Weight: 1.6Kg
	VI30T-70		SONY 700TVL Solution Effio-E + 673CCD With OSD	288	42 pcs 5mm IR-LED Hidden Cable bracket Design 4-9mm Lens (2.8-12mm Is Optional) Water resistance:IP66; Weight:1.4Kg
	VI50T-70		SONY 700TVL Solution Effio-E + 673CCD With OSD	311	72 pcs 5mm IR-LED Hidden Cable bracket Design 4-9mm Lens (2.8-12mm Is Optional) Water resistance:IP66; Weight:1.6Kg
	IC50B-70		SONY 700TVL Solution Effio-E + 673CCD With OSD	315	Style housing design 30 pcs 8 IR-LED, IR Distance 50M CS lens 8mm (12mm,16mm optional) Water resistance:IP66; Weight: 2.5Kg
	DR45-70		SONY 700TVL Solution Effio-E + 673CCD With OSD	242	4.5 inch Plastic Dome Camera 3-Axis bracket inside 4-9mm Lens (2.8-12mm Is Optional) Weight: 0.6Kg
	DI45-70		SONY 700TVL Solution Effio-E + 673CCD With OSD	234	4.5 inch Plastic IR Dome Camera 4.5 inch Plastic IR Dome Camera 3-Axis bracket inside;4-9mm Manual Zoom Lens (2.8-12mm Is Optional) Weight: 0.6Kg
	DVJ30C-70		SONY 700TVL Solution Effio-E + 673CCD With OSD	335	Vandalproof IR Dome Camera New style design, With 3-Axis Bracket 36 pcs 5 IR-LED, IR distance 30m 4-9mm Lens (2.8-12mm Is Optional) Weight: 1.5Kg
	DBJ30-70		SONY 700TVL Solution Effio-E + 673CCD With OSD	281	Vandalproof IR Dome Camera New style design, easy for installtion 36 pcs 5 IR-LED, IR distance 30m 4-9mm Lens (2.8-12mm Is Optional) Weight: 0.9Kg



DBI20-70

**SONY 700TVL Solution
Effio-E + 673CCD
With OSD**

223

Vandalproof IR Dome Camera
New style design, easy for installtion
24 pcs ϕ 5 IR-LED, IR distance 20m
3.6mm Lens,
Weight: 0.5Kg

Camere Dome

Foto	Model	stoc	Color CCD Chip	Pret RON cu TVA	Descriere
	DVI20B-32		1/3" SONY 420 TV	203.36	Vandalproof IR Dome Camera Heavy housing design 21 pcs 5 IR Led, IR distance 20M 4-9mm Manual lens Built-in 3 axis bracket ; Weight : 1.2kg
	DVI20B-38		1/3" SONY 540 TV	269.08	
	DVB-32		1/3" SONY 420 TV	188.48	Vandalproof Dome Camera Built-in 3-Axis Bracket 4-9mm Manual Zoom Lens Weight: 1.2Kg
	DVB-38		1/3" SONY 540 TV	261.64	
	DVA-32		1/3" SONY 420 TV	188.48	Vandalproof Dome Camera Built-in 3-Axis Bracket 4-9mm Manual Zoom Lens Weight: 1Kg
	DVA-38		1/3" SONY 540 TV	261.64	
	DV45-32		1/3" SONY 420 TV	215.76	4.5" Vandalproof Dome Camera Built-in 3-Axis Bracket 4-9mm Manual Zoom Lens Size : 142x100mm; Weight: 900g
	DV45-38		1/3" SONY 540 TV	288.92	
	DV35-32		1/3" SONY 420 TV	203.36	Vandalproof Dome Camera Built-in 3-Axis Bracket 4-9mm Manual Zoom Lens Size : 117x92mm; Weight: 800g
	DV35-38		1/3" SONY 540 TV	272.8	
	DV25-32		1/3" SONY 420 TV	157.48	Vandalproof Dome Camera Built-in 3-Axis Bracket 4-9mm Manual Zoom Lens Size : 94x85mm; Weight: 600Kg
	DV25-38		1/3" SONY 540 TV	234.36	
	PT4-32		1/3" SONY 420 TVL 8mm board lens	380.68	PT Dome RS 485 control, 32 preset point Pan:0-360° (Speed:50° / Sec) Tilt: 0-90° With Wall munt or Ceiling mount Weight: 2kg
	PT4-32X		1/3" SONY 420 TVL 5-15mm varifocal lens	523.28	
	PT4-38X		1/3" SONY 540 TVL 5-15mm varifocal lens	600.16	
	PTID20-82		1/4" Sharp 420 TVL	296.36	PT IR Dome, IR distance 20M RS 485 control, 16 preset points Pan:0-360° (Speed:50° / Sec) Tilt: 0-90° With easy install mount Weight: 2kg
	PTID20-32		1/3" SONY 420 TVL	345.96	
	PTRC		Controller+Receiver	58.28	PT Dome Controller RS485 control Can control 99pcs PT dome weight: 0.3Kg
	DH45-82		1/4" SHARP 420 TVL	104.16	4.5 inch Plastic Dome Camera SONY/SHARP CCD Built-in 4-9mm Manual Zoom Lens Weight: 0.6Kg
	DH45-32		1/3" SONY 420 TVL	150.04	
	DH45-35		1/3" SONY 480 TVL	184.76	
	DH45-36		1/3" SHARP 500 TVL	184.76	
	DH45-38		1/3" SONY 540TVL	223.2	
	DP45-82		1/4" SHARP 420 TVL	80.6	3.5 inch Plastic Dome Camera SONY/SHARP CCD Built-in 3.6 mm Board Lens Weight: 0.35Kg
	DP45-32		1/3" SONY 420 TVL	111.6	
	DP45-35		1/3" SONY 480 TVL	150.04	
	DP45-36		1/3" SHARP 500 TVL	150.04	
	DP45-38		1/3" SONY 540TVL	188.48	
	DP2582		1/4" SHARP 420 TVL	81	Camera Dome 2.5 inch SONY/SHARP CCD Incorporate lentile de 3.6mm Greutate: 0.25Kg
	DP2532		1/3" SONY 420 TVL	112	
	DP2535		1/3" SONY 480 TVL	150	
	DP2536		1/3" SHARP 500 TVL	150	
	DP2538		1/3" SONY 540TVL	188	
	DPS-82		1/4" SHARP 420 TVL	81	3.5 inch Plastic Dome Camera Style case design Built-in 3.6 mm Board Lens Weight: 0.3Kg
	DPS-32		1/3" SONY 420 TVL	112	
	DPS-35		1/3" SONY 480 TVL	150	
	DPS-36		1/3" SHARP 500 TVL	150	
	DPS-38		1/3" SONY 540TVL	188	

	DR3082		1/4" SHARP 420 TVL	92	Camera Dome 3-Axis
	DR3032		1/3" SONY 420 TVL	115	Incorporate lentile de 3.6mm
	DR3035		1/3" SONY 480 TVL	150	Greutate: 0.3Kg
	DR3036		1/3" SHARP 500 TVL	150	
	DR3038		1/3" SONY 540TVL	188	
	DIT2082	stoc	1/4" SHARP 420 TVL	84	Plastic IR Dome Camera
	DIT2032		1/3" SONY 420 TVL	95	Built-in 24 pcs ϕ 5mm IR-LED
	DIT2035		1/3" SONY 480 TVL	150	Built-in 3.6 mm Board Lens, Weight: 0.3Kg
	DIT2036		1/3" SHARP 500TVL	150	
	DIT2038		1/3" SONY 540TVL	162	
	LIRDPHF	stoc	Color 1/4" SHARP RJ2421FA CCD,420 TV Lines Low Illumination	88	Plastic IR Dome Camera SONY/SHARP Color CCD IR LED: ϕ 5X24PCS IR LED working distance: 20M Lens: Board Lens 3.6mm/F2.0 Dimension: ϕ 94 x 69(H) mm Weight:250g
	LIRDPSL		Color 1/3" SONY ICX633BK CCD, 420TV Lines Low Illumination	124	
	LIRDPSHL		Color 1/3" SONY ICX639BK CCD, 540TV Lines Low Illumination	162	
	LIRDPSHD		Color 1/3" SONY ICX639BK CCD, 600TV Lines Low Illumination, DWDR, OSD	223	
	DVJ3082	stoc	1/4" SHARP 420 TVL	161	Camera Dome Vandalproof IR
	DVJ3032		1/3" SONY 420 TVL	170	36 IR-LED de 5 mm
	DVJ3035		1/3" SONY 480TVL	223	Incorporata lentila zoom manual 4-9mm
	DVJ3036		1/3" SHARP 500TVL	223	
	DVJ3038		1/3" SONY 540TVL	262	
	LIRDCHF	stoc	Color 1/4" SHARP RJ2421FA CCD,420 TV Lines Low Illumination	177	Vandalproof IR Dome Camera SONY/SHARP Color CCD IR LED: ϕ 5X36PCS IR LED working distance: 30M Lens: 4-9mm Manual Zoom Lens 2.8-10mm Manual Zoom Lens optional Dimension: ϕ 131 x 93(H) mm Weight:800g
	LIRDCSL		Color 1/3" SONY ICX633BK CCD, 420TV Lines Low Illumination	191	
	LIRDCSHL		Color 1/3" SONY ICX639BK CCD, 540TV Lines Low Illumination	206	
	LIRDCSHD		Color 1/3" SONY ICX639BK CCD, 600TV Lines Low Illumination, DWDR, OSD	300	
	LIRDCSHE		Color 1/3" SONY ICX673AK CCD,700TV Lines Low Illumination, Effio, ATR, OSD, NR	366	
	DVI3082		1/4" SHARP 420 TVL	130	Camera Dome Vandalproof IR
	DVI3032		1/3" SONY 420 TVL	157	36 IR-LED de 5 mm
	DVI3035		1/3" SONY 480TVL	188	Lentile de 6mm,Greutate: 0.85Kg
	DVI3036		1/3" SHARP 500TVL	188	
	DVI3038		1/3" SONY 540TVL	227	

	DVI30K-32		1/3" SONY 420 TVL	234	WaterProof and vandalproof Case 4-9mm Manul Zoom Lens (4-9mm Auto Iris lens is Optional) 30pcs of ϕ 5 IR leds, IR Range 25M Wall Mount Bracket is optional Weight : Dome : 1.2kg ; Bracket 1kg
	DVI30K-38		1/3" SONY 540 TVL	308	
	W30		Wall Mount Al-alloy Metal	66	
	DR45B-82		1/4" SHARP 420 TVL	92	4.5 inch Plastic Dome Camera 3-Axis Bracket Inside 3.6mm Board Lens Weight: 0.6Kg
	DR45B-32		1/3" SONY 420 TVL	115	
	DR45B-35		1/3" SONY 480 TVL	150	
	DR45B-36		1/3" SHARP 500 TVL	150	
	DR45B-38		1/3" SONY 540TVL	188	
	DR45-82		1/4" SHARP 420 TVL	115	4.5 inch Plastic Dome Camera 3-Axis Bracket Inside 4-9mm Manual Zoom Lens Weight: 0.6Kg
	DR45-32		1/3" SONY 420 TVL	143	
	DR45-35		1/3" SONY 480 TVL	174	
	DR45-36		1/3" SHARP 500 TVL	174	
	DR45-38		1/3" SONY 540TVL	212	
	DI45B-82		1/4" SHARP 420 TVL	104	4.5 inch Plastic IR Dome Camera 22 pcs of ϕ 5mm IR-LED 3-Axis bracket inside;3.6mm Board Lens Weight: 0.6Kg
	DI45B-32		1/3" SONY 420 TVL	130	
	DI45B-35		1/3" SONY 480 TVL	169	
	DI45B-36		1/3" SHARP 500 TVL	169	
	DI45B-38		1/3" SONY 540TVL	207	
	DI45-82		1/4" SHARP 420 TVL	126	4.5 inch Plastic IR Dome Camera 22 pcs of 5mm IR-LED 3-AxisBracket Inside;4-9mm Manual Zoom Lens Weight: 0.6Kg
	DI45-32		1/3" SONY 420 TVL	154	
	DI45-35		1/3" SONY 4280 TVL	192	
	DI45-36		1/3" SHARP 500 TVL	192	
	DI45-38		1/3" SONY 540TVL	227	
	DVJ30C-32		1/3" SONY 420 TVL	223	Vandalproof IR Dome Camera 3-Axis Bracket for Ceiling or Wall 36 pcs 5 IR-LED, IR distance 30m 4-9mm Manual Zoom Lens Weight: 1.6Kg
	DVJ30C-35		1/3" SONY 480 TVL	262	
	DVJ30C-36		1/3" SHARP 500 TVL	262	
	DVJ30C-38		1/3" SONY 540TVL	293	
	DBJ30-32		1/3" SONY 420 TVL	203	Vandalproof IR Dome Camera New Style Design, Easy for Installtion 36 pcs 5 IR-LED, IR distance 30m Built-in 4-9mm Manual Zoom Lens, Weight: 1Kg
	DBJ30-35		1/3" SONY 480 TVL	242	
	DBJ30-36		1/3" SHARP 500 TVL	242	
	DBJ30-38		1/3" SONY 540TVL	273	
	DBI20-32		1/3" SONY 420 TVL	139	Vandalproof IR Dome Camera New Style Design, Easy for Installtion 24 pcs 5 IR-LED, IR distance 20m 3.6mm Lens Weight: 0.6Kg
	DBI20-35		1/3" SONY 480 TVL	177	
	DBI20-36		1/3" SHARP 500 TVL	177	
	DBI20-38		1/3" SONY 540TVL	207	
	DVI2082	stoc	1/4" SHARP 420 TVL	103	Camera Dome Vandalproof IR 24 IR-LED de 5 mm Distanta iluminare 20M Lentile de 3.6mm,Greutate: 0.45Kg
	DVI2032	stoc	1/3" SONY 420 TVL	120	
	DVI2035		1/3" SONY 480 TVL	141	
	DVI2036		1/3" SHARP 500TVL	157	
	DVI2038	stoc	1/3" SONY 540TVL	167	
	LIRDBHF	stoc	Color 1/4" SHARP RJ2421FA CCD, 420 TV Lines Low Illumination	105	Vandalproof IR Dome Camera SONY/SHARP Color CCD IR LED: ϕ 5X24PCS IR LED working distance: 20M Lens: Board Lens 3.6mm/F2.0 Dimension: ϕ 94 x 69(H) mm Weight:400g
	LIRDBSL	stoc	Color 1/3" SONY ICX633BK CCD, 420TV Lines Low Illumination	135	
	LIRDBSHL	stoc	Color 1/3" SONY ICX639BK CCD, 540TV Lines Low Illumination	150	
	LIRDBSHD		Color 1/3" SONY ICX639BK CCD, 600TV Lines Low Illumination, DWDR, OSD	234	
	LIRBSHE		Color 1/3" SONY ICX673AK CCD,700TV Lines Low Illumination, Effio, ATR, OSD, NR	300	
	DT30-31		1/3" SHARP 420 TVL	97	Plastic IR Dome Camera 30 pcs ϕ 5mm IR-LED IR Range 25M
	DT30-32		1/3" SONY 480 TVL	123	



DT30-36
DT30-38

1/3" SHARP 500 TVL
1/3" SONY 540TVL






161
196

3-Axis Bracket, Easy For Installation
3.6 mm Board Lens (6mm
isoptional) Weight: 0.3Kg

Camere Ascunse

Foto	Model	stoc	Color CCD Chip	Pret RON cu TVA	Descriere
	HSD-82		1/4" SHARP 420 TVL	84	Smoke Detector Camera
	HSD-32		1/3" SONY 420 TVL	123	SONY/SHARP CCD
	HSD-35		1/3" SONY 480 TVL	157	Built-in 6 mm Board Lens
	HSD-36		1/3" SHARP 500 TVL	157	Weight: 0.3Kg
	HSD-38		1/3" SONY 540TVL	196	
	LSDCHF	stoc	Color 1/4" SHARP RJ2421FA CCD, 420 TV Lines Low Illumination	104	Smoke Detector Camera SONY/SHARP Color CCD Auto White Balance(AWB) Lens:3.6mm Board Lens Dimension : ϕ 119 x 56(H) mm Weight:250g
	LSDCSL		Color 1/3" SONY ICX633BK CCD, 420TV Lines Low Illumination	126	
	LSDCSHL		Color 1/3" SONY ICX639BK CCD, 540TV Lines Low Illumination	223	
	LSDCSHD		Color 1/3" SONY ICX639BK CCD, 600TV Lines Low Illumination, DWDR, OSD	254	
	LSDCSHE		Color 1/3" SONY ICX673AK CCD,700TV Lines Low Illumination, Effio, ATR, OSD, NR	319	
	HSDS-82		1/4" SHARP 420 TVL	84	Smoke Detector Camera
	HSDS-32		1/3" SONY 420 TVL	123	SONY/SHARP CCD
	HSDS-35		1/3" SONY 480 TVL	157	Built-in 3.6 mm Board Lens
	HSDS-36		1/3" SHARP 500 TVL	157	Weight: 0.3Kg
	HSDS-38		1/3" SONY 540TVL	196	
	HSE-82		1/4" SHARP 420 TVL	119	UFO Type Camera
	HSE-32		1/3" SONY 420 TVL	143	SONY/SHARP CCD
	HSE-35		1/3" SONY 480 TVL	177	Built-in 3.6 mm Board Lens
	HSE-36		1/3" SHARP 500 TVL	177	Weight: 0.15Kg
	HSE-38		1/3" SONY 540TVL	216	
	HSP-82	stoc	1/4" SHARP 420 TVL	100	PIR Spy Camera
	HSP-32		1/3" SONY 420 TVL	123	SONY/SHARP CCD
	HSP-35		1/3" SONY 480 TVL	169	Built-in 3.7mm Taper Pinhole Lens
	HSP-36		1/3" SHARP 500 TVL	169	Weight: 0.2Kg
	HSP-38		1/3" SONY 540TVL	207	
	HSC-32		1/3" SONY 420 TVL	169	Sprany Camera SONY CCD Built-in 3.7mm Taper Pinhole Lens Weight:0.2Kg
	HSK-32		1/3" SONY 420 TVL	165	Socket Camera SONY CCD Built-in 3.7mm Taper Pinhole Lens Weight:0.2Kg
	HM35-82		1/4" SHARP 420TVL	100	Miniature Camera SONY/SHARP CCD Built-in 3.7mm Taper Pinhole Lens Weight:0.2Kg
	HM35-32		1/3" SONY 420 TVL	130	
	LMCM25S		Color 1/3" SONY, 420 TV Lines	253	Lens:3.7mm Taper Pinhole Lens Dimension:25(W)x10(H)x25(D)mm Weight:120g
	TBA-32		1/3" SONY 420 TVL	150	Bullet camera SONY CCD Built-in 3.6 mm Board Lens Weight:0.2Kg
	TBC-32		1/3" SONY 420 TVL	150	Bullet camera SONY CCD Built-in 3.6 mm Board Lens Weight:0.2Kg

Iluminatoare LED

Foto	Model	stoc	Color CCD Chip	Pret RON cu TVA	Descriere
	LEDM50		180° IR Dome Illuminator Available IR Zone: 50m ²	177	42pcs ø8-20µ wide angle IR IED Size: ø 105 x 72(H) mm Power: 12V DC MAX 20W Weight:650g
	LEDD40		Weatherproof of IR Illuminator Available IR distance:40m	77	48pcs ø5-14µ IR IED Size: ø 85 x 102(H) mm Power: 12V DC MAX 10W Weight:550g
	LEDD90		Weatherproof of IR Illuminator Available IR distance:90m	153	12pcs ø10-24µ IR IED Size: ø 116 x 136(H) mm Power: 12V DC MAX 15W Weight:750g
	LEDI80		Weatherproof of IR Illuminator Available IR distance:80m	171	114pcs ø8-14µ IR IED Size:150(L)*120(H)*88(W) Power: 12V DC MAX 16W Weight:1.3kg
	LEDI130	stoc	Weatherproof of IR Illuminator Available IR distance:130m	234	198pcs ø8-14µ IR IED Size:200(L)*143(H)*88(W) Power: 12V DC 3Ah - optional Unghi: 60° Weight:1.6kg

CAMERELE NU AU ALIMENTATORUL INCLUS.
PRETURILE SUNT EXPRIMATE IN RON SI INCLUD TVA